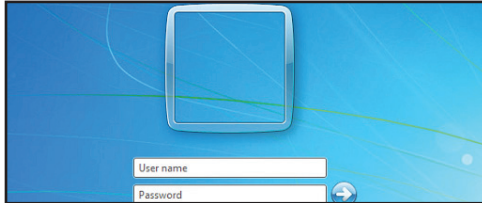


student login account information

MID-STATE NETWORK LOGIN ACCOUNT

Accounts are created within 24 hours of being admitted to the college. While on campus, this account provides access to:

- Internet
- Mid-State Network Printers
- Network Drives



User Name and Password

User Name: 8-digit Student ID

Initial Password:

First 2 letters of your first name + first 2 letters of your last name (1st and 3rd letters are capitalized) + last 4 digits of your Social Security number. (i.e., JoSm1234)

Note: You are strongly encouraged to change your initial password at first login. Some Mid-State applications will not accept the initial password.

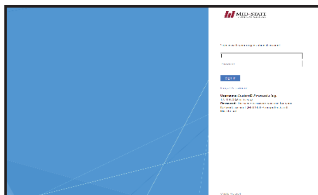
On campus: Press Ctrl+Alt+Del and choose "Change a Password".

Off campus: Use this site to change your password <https://mycampus.mstc.edu>

MYCAMPUS

<https://mycampus.mstc.edu>

The MyCampus Application is your one-stop website for accessing all your important Mid-State Applications. In addition, the MyCampus Application allows you to change your Mid-State network password or reset a forgotten password.



User Name and Password

User Name: 8-digit Student ID

Initial Password:

Same as network password (see note)

Note: You are strongly encouraged to change your initial password at first login. Some Mid-State applications will not accept the initial password.

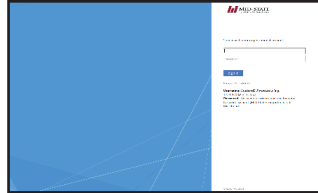
On campus: Press Ctrl+Alt+Del and choose "Change a Password".

Off campus: Use this site to change your password <https://mycampus.mstc.edu>

STUDENT EMAIL OFFICE 365

<http://outlook.com/mstc.edu>

Accounts are created within 24 hours of being admitted to the college.



User Name and Password

User Name: 8-digitID#@mstc.edu or your Mid-State email address

Initial Password:

Same as network password

Note: You are strongly encouraged to change your initial password at first login. Some Mid-State applications will not accept the initial password.

On campus: Press Ctrl+Alt+Del and choose "Change a Password".

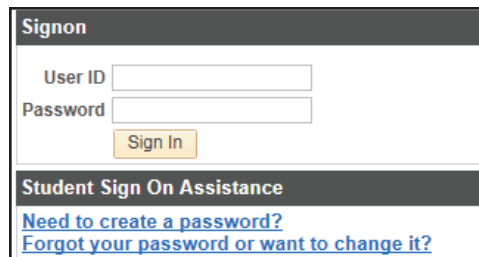
Off campus: Use this site to change your password <https://mycampus.mstc.edu>

MYMSTC PORTAL ACCOUNT

<http://mstc.edu/mymstc>

Available upon admission to college. MyMSTC provides access to information and tools needed to participate as a member of the college community, including the ability to:

- Register/Drop and Add Classes
- Search for Classes
- View and Approve Financial Aid
- View Account and Tuition Payments



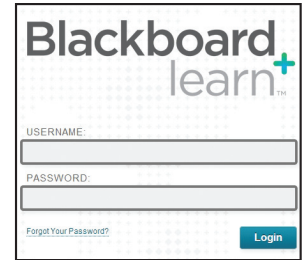
First Time User: Click on "Need to create a password?" link and complete the electronic form. Proceed to sign-on page and enter your 8-digit Student ID for User ID and newly created password.

Note: Once you have created your initial password for MyMSTC, you can choose to access MyMSTC using the single-sign-on MyCampus page located at [mstc.edu](https://mycampus.mstc.edu)

BLACKBOARD

<http://mstc.blackboard.com>

Students enrolled in current semester undergraduate course(s).



User Name and Password

User Name: 8-digit Student ID

Initial Password: Same as network password

Note: Blackboard will not accept the initial password. Blackboard becomes available for you to login the day after you register for a class. However, you cannot enter your class until the start date of the class.

On campus: Press Ctrl+Alt+Del and choose "Change a Password".

Off campus: Use this site to change your password <https://mycampus.mstc.edu>

WIRELESS NETWORK

Wireless access is available at all our campus locations. Students should connect to the STUDENT-GUEST SSID.

After connecting to STUDENT-GUEST, you will need to open an internet browser to accept the terms and conditions before connecting to the internet

All types of mobile devices and IOS phone platforms are currently supported.

Internal resources, including student drives, are accessible only through Mid-State owned devices, with the exceptions of OneDrive for Business.

For more information visit, mstc.edu/technology.

For assistance, contact the help desk at 877.469.6782.

